

NOW  
AVAILABLE  
WITH  
**EURO 6**



# HOLDER

## HOLDER MUVO

BENEFITS, FEATURES AND TECHNICAL DATA





# HOLDER MUVO



## COMFORTABLE CAB

**High-quality, all-day workstation with superior equipment and an excellent view of the attachments.**

- Two-person cab with air conditioning and 360° panoramic view
- Generous amounts of headroom and legroom coupled with easy access
- Ergonomically designed air-suspension seats with three-point seat belts
- Height and angle of the steering column can be adjusted
- Heated front windscreen and external mirrors
- Ventilation and heating system to ensure that adequate fresh air is supplied to the cab
- LED working spotlights



## 3 ATTACHMENT SPACES

**For flexibility when using high-performance attachments.**

- Three attachment spaces for maximum multi-functionality (front attachment, rear attachment and attachment frame)
- Two independent hydraulic circuits that allow simultaneous operation of high-performance attachments
- Excellent hydraulic output of 115 l/min
- Double-acting front power lift with attachment plate and hydraulic weight compensation; lifting force of up to 1500 kg
- Central suction for sweeper-suction and mowing-suction combination
- Hydraulic three-side tipper



## SMART DRIVE TECHNOLOGY

**Power, safety, comfort and convenience – both on the road and at work**

- Continuously variable hydrostatic drive with work and transportation settings
- Auxiliary mechanical two-speed transmission for extremely slow, steady travel and excellent traction and climbing capacity
- In working mode, the electronic speed control system ensures that the machinery is precisely driven, reducing both the noise level and fuel consumption
- Differential lock can be applied to rear axle
- Sprung front and rear axles with spring damper system
- Disc brakes on the front and rear axles



## ERGONOMIC OPERATING CONSOLE

**Intuitive operating concept that makes work efficient and hassle-free.**



- User-friendly single-handed operation by means of a multifunctional joystick and easily accessible operating panel
- Additional operating elements on the steering column
- Central unit for controlling the most important working functions (e.g. the engine speed memory, steering system, working hydraulics)
- Standard operating concept for different attachments used all year round
- On-board computer with colour display for monitoring all the vehicle functions, operating statuses and field data, e.g. trip mileage and trip working time



## EASY SERVICE ACCESS

**Maintenance-friendly design to save time when performing daily servicing tasks.**

- Transverse engine to allow easy access for servicing
- Excellent access to the engine, even with mounted attachment
- Separate, easily accessible oil and water cooler with automatic self-cleaning function and highly effective cooling





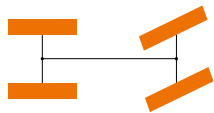
# INSPIRING TECHNOLOGY



## THREE STEERING MODES FOR MAXIMUM FLEXIBILITY

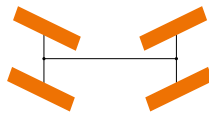
### Front-wheel steering

- The wheels of the rear axle are straight and cannot be turned, steering takes place via the front axle only
- To allow safe transportation on the road at speeds of up to 60 km/h



### All-wheel steering

- The wheels of the rear axle automatically turn in the opposite direction to the front axle
- For a tighter turning circle in working mode




### Crab steering

- The wheels of the rear axle can be blocked at any angle
- Suitable for working in challenging environments without damaging the ground (e.g. along walls, bushes and undergrowth or curved paths)



## STEPLESS DRIVING UP TO 60 KM/H

- Top speed of up to 50 km/h (Stage 3b) or 60 km/h (EURO 6)
- Depending on country-specific regulations, the top speed can be limited in accordance with individual requirements, e.g. to 25 km/h or 40 km/h
- Foot pedal for automotive driving for transportation purposes
- Constant traction in working and driving mode




## ROBUST AND RELIABLE

- High-quality vehicle system: Robust, reliable, user-friendly and easy to maintain
- Highly trained employees, high-quality components and certified production processes are our quality guarantee
- High-quality anti-corrosion coating and durable materials (e.g. Weldom steel for the frame)



## COMPACT AND EASY TO MANOEUVRE

- The compact design and impressive manoeuvrability allow the driver to work in tight spaces
- Outstanding manoeuvring capabilities
- Turning circle radius of 3650 mm



## THE HOLDER MUVO ATTACHMENT RANGE

- BILO M snow plough
- Vertus M snow plough
- MKH front sweeping brush
- MKM front sweeping brush
- Solid XM spreader
- Solid TM belt spreader
- Liquid SM brine sprayer
- MRP box spreader
- SX2 sweeper-suction machine
- WBT washing bar
- WBH washing bar
- SV 2.0 water tank
- CH 3000 LP washing system
- CH 3000 HP pressure washing system
- KK 3.0 waste container
- M3 skip loader
- KKM 4000 reach arm mower
- SOCAGE elevated work platform

## YOU'RE IN GOOD HANDS WITH US

- 12-month warranty
- 24-hour delivery of spare parts
- Reliable spare parts supply
- Close service network and local partners
- Long service life
- Good value retention
- Rental, financing and leasing

## TECHNICAL DATA

<b>ENGINE</b>	VM 4-cylinder turbo diesel	
<b>Emission standard</b>	Stage 3b	EURO 6
<b>Displacement</b>	2970 cm <sup>3</sup>	
<b>Power</b>	80 kW (109 HP)	
<b>Torque</b>	420 Nm	
<b>Cooling system</b>	Water cooling system	
<b>Air filter</b>	Dry air filter with cyclone separator	
<b>Diesel tank capacity</b>	65 l	
<b>DRIVE</b>	Continuously variable hydrostatic drive/combination of 2-stage hydrostatic drive and mechanical 2-speed transmission	
<b>All-wheel drive</b>	Switchable all-wheel drive; EURO 6 (60 km/h): Permanent all-wheel drive	
<b>Maximum speed</b>	50 km/h	60 km/h
<b>Differential lock</b>	Can be applied to rear axle	
<b>Brakes</b>	Two-circuit brake system with disc brakes on all four wheels	
<b>Suspension</b>	Sprung front and rear axles with spring damper system	
<b>HYDRAULICS</b>	Hydraulic pump with a delivery rate of up to 115 l/min Optional: Load sensing pump 115 l/min	
<b>Quantity of hydraulic oil</b>	47 l	
<b>Front attachment plate</b>	1500 kg lifting force	
<b>Auxiliary control valves</b>	3 x double-acting front / 2 x double-acting rear / 1 x single-acting rear	
<b>Climbing capacity</b>	Up to 55%	
<b>CABIN</b>	Comfortable 2-person cab with full-sized second seat / 3-point seat belt / heated front windscreen / MP3 player and Bluetooth radio / heating / air conditioning	
<b>Optional extras</b>	Air-suspended leather seat / comfortable seat / seat heating	
<b>WEIGHTS</b>	Includes driver of 75 kg; depends on tyres and equipment	
<b>Empty weight</b>	2790 kg (depending on equipment)	
<b>Permissible total weight</b>	5500 kg	
<b>Permissible axle load</b>	2800 kg	
<b>Tow bar load on the trailer coupling</b>	150 kg	
<b>Towing capacity</b>	overrun braked 3500 kg	
<b>Maximum payload</b>	2810 kg (depending on equipment)	
<b>DIMENSIONS</b>	Depends on tyres	
<b>Wheelbase</b>	2100 mm	
<b>Total length</b>	3890 mm	
<b>Total height</b>	2060 mm (with 245/75 R16)	
<b>Total outer width</b>	1320 mm excl. mirrors (with 245/75 R16) / 1687 mm incl. mirrors	
<b>Turning circle radius</b>	3650 mm	
<b>Inner flatbed dimensions</b>	1810 x 1247 x 400 mm	

**HOLDER IN ACTION: [www.youtube.com/user/maxholdergmbh](http://www.youtube.com/user/maxholdergmbh)**

## YOUR BENEFITS



Cost saving



Time saving



Safety



Comfort



Working result



## WINTER MAINTENANCE



## MOWING AND TRANSPORTATION



## SWEEPING AND CLEANING



Optimum guidance, sales and service from your Holder partner:

# HOLDER

NO COMPROMISES

**Max Holder GmbH**  
Max-Holder-Straße 1 | 72555 Metzingen, Germany  
Phone: +49 (0) 7123 966-0 | Fax: +49 (0) 7123 966-213  
info@max-holder.com | [www.max-holder.com](http://www.max-holder.com)